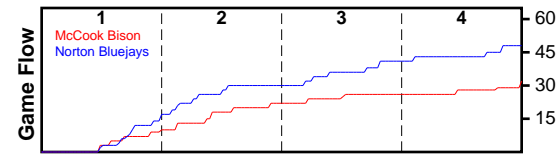


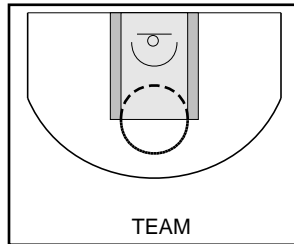
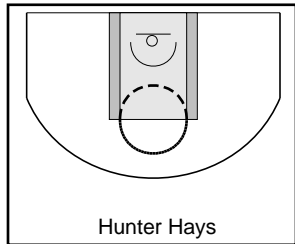
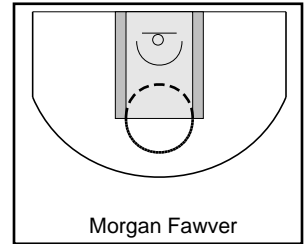
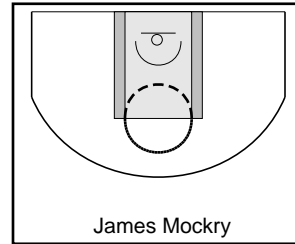
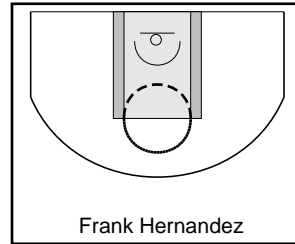
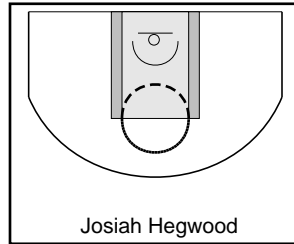
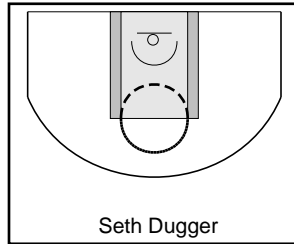
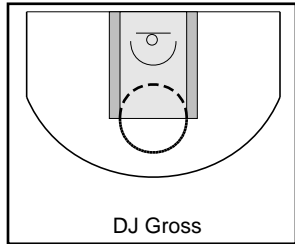
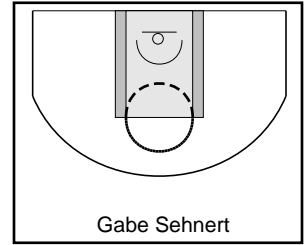
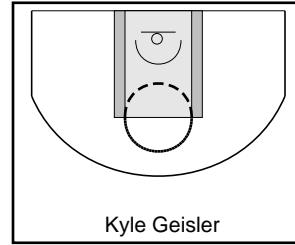
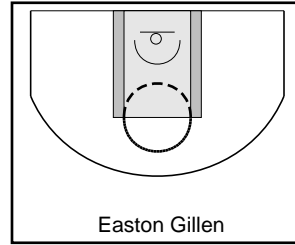
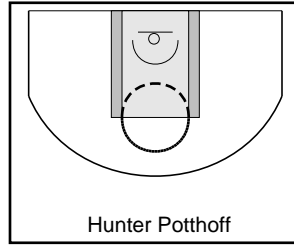
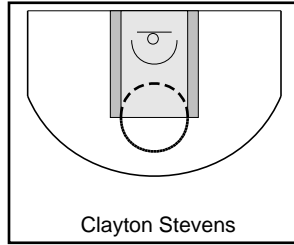
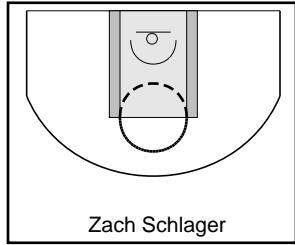
McCook Bison

12/10/16 McCook Bison at Norton Bluejays

	1	2	3	4	T
McCook Bison	10	12	4	6	32
Norton Bluejays	17	13	11	7	48



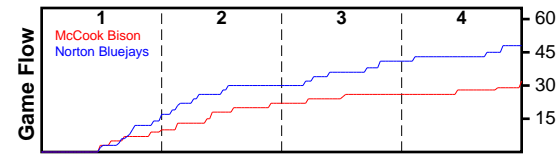
#	Name	G	MIN	FGM	FGA	FG%	2PM	2PA	2P%	3PM	3PA	3P%	FTM	FTA	FT%	OREB	DREB	REB	AST	STL	BLK	DEF	TO	PF	CHG	PM	PTS
2	Zach Schlager	1	0	0	5	.000	0	2	.000	0	3	.000	0	0	.000	0	4	4	0	0	0	0	1	4	0	0	0
3	Clayton Stevens	1	0	1	6	.167	0	2	.000	1	4	.250	0	0	.000	0	0	0	0	0	0	0	2	0	0	0	3
4	Hunter Potthoff	1	0	8	13	.615	6	7	.857	2	6	.333	0	1	.000	1	0	1	0	0	0	0	4	0	0	0	18
5	Easton Gillen	1	0	1	2	.500	1	1	1.000	0	1	.000	1	2	.500	1	3	4	1	1	0	0	2	2	0	0	3
11	Kyle Geisler	1	0	1	3	.333	1	1	1.000	0	2	.000	0	1	.000	0	3	3	0	0	0	0	1	5	0	0	2
13	Gabe Sehnert	1	0	0	4	.000	0	2	.000	0	2	.000	0	0	.000	0	4	4	0	0	0	0	1	0	0	0	0
15	DJ Gross	1	0	0	0	.000	0	0	.000	0	0	.000	0	0	.000	0	3	3	0	0	0	0	0	0	0	0	0
20	Seth Dugger	1	0	1	1	1.000	0	0	.000	1	1	1.000	0	0	.000	0	0	0	0	0	0	0	0	0	0	0	3
23	Josiah Hegwood	1	0	0	1	.000	0	1	.000	0	0	.000	3	4	.750	3	0	3	0	0	0	0	0	0	0	0	3
24	Frank Hernandez	1	0	0	0	.000	0	0	.000	0	0	.000	0	0	.000	0	0	0	0	0	0	0	0	1	0	0	0
30	James Mockry	0	0	0	0	.000	0	0	.000	0	0	.000	0	0	.000	0	0	0	0	0	0	0	0	0	0	0	0
35	Morgan Fawver	0	0	0	0	.000	0	0	.000	0	0	.000	0	0	.000	0	0	0	0	0	0	0	0	0	0	0	0
55	Hunter Hays	0	0	0	0	.000	0	0	.000	0	0	.000	0	0	.000	0	0	0	0	0	0	0	0	0	0	0	0
	TEAM	0	0	0	0	.000	0	0	.000	0	0	.000	0	0	.000	0	0	0	0	0	0	0	0	0	0	0	0
	TOTALS	1	60	12	35	.343	8	16	.500	4	19	.211	4	8	.500	5	17	22	1	1	0	0	11	12	0	-16	32



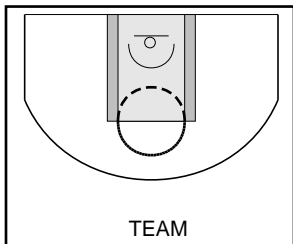
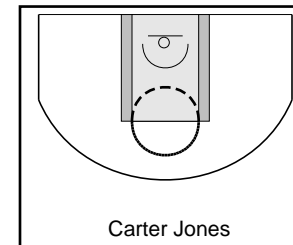
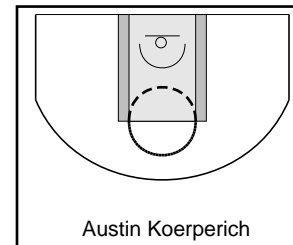
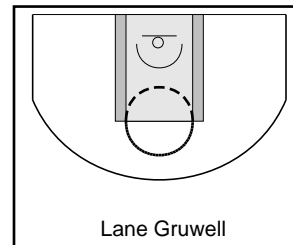
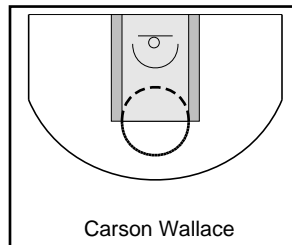
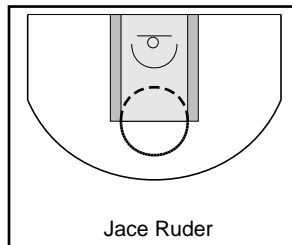
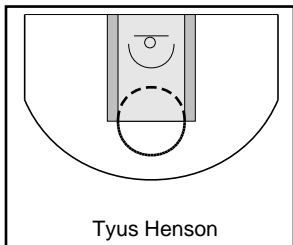
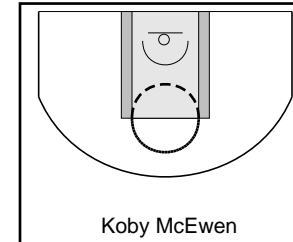
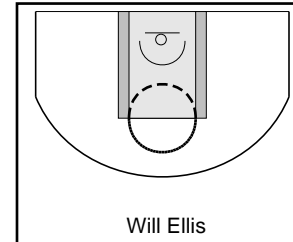
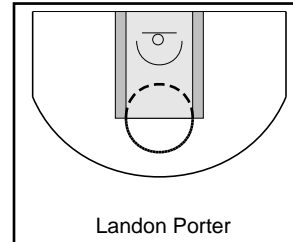
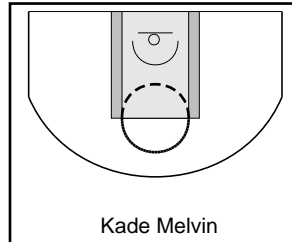
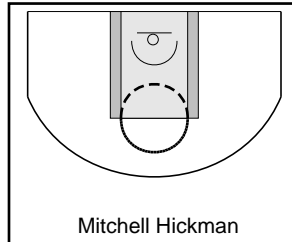
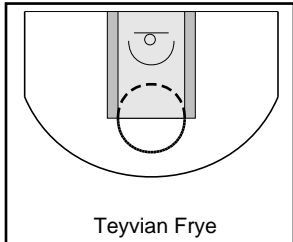
Norton Bluejays

12/10/16 McCook Bison at Norton Bluejays

	1	2	3	4	T
McCook Bison	10	12	4	6	32
Norton Bluejays	17	13	11	7	48



#	Name	G	MIN	FGM	FGA	FG%	2PM	2PA	2P%	3PM	3PA	3P%	FTM	FTA	FT%	OREB	DREB	REB	AST	STL	BLK	DEF	TO	PF	CHG	PM	PTS
1	Teyvian Frye	1	0	1	1	1.000	1	1	1.000	0	0	.000	0	0	.000	1	1	2	0	1	0	0	2	0	0	0	2
2	Mitchell Hickman	0	0	0	0	.000	0	0	.000	0	0	.000	0	0	.000	0	0	0	0	0	0	0	0	0	0	0	0
3	Kade Melvin	0	0	0	0	.000	0	0	.000	0	0	.000	0	0	.000	0	0	0	0	0	0	0	0	0	0	0	0
4	Landon Porter	1	0	7	20	.350	7	14	.500	0	6	.000	4	5	.800	5	9	14	1	0	0	0	1	3	0	0	18
5	Will Ellis	1	0	2	5	.400	0	1	.000	2	4	.500	0	0	.000	0	0	0	2	0	0	0	0	1	0	0	6
10	Koby McEwen	1	0	0	3	.000	0	2	.000	0	1	.000	0	0	.000	1	1	2	0	1	0	0	0	1	0	0	0
11	Tyus Henson	1	0	3	8	.375	3	3	1.000	0	5	.000	2	2	1.000	1	5	6	0	2	0	0	2	2	0	0	8
12	Jace Ruder	1	0	5	8	.625	5	8	.625	0	0	.000	2	2	1.000	1	1	2	1	1	0	0	1	3	0	0	12
22	Carson Wallace	1	0	1	4	.250	1	4	.250	0	0	.000	0	0	.000	2	4	6	0	1	0	0	0	0	0	0	2
24	Lane Gruwell	0	0	0	0	.000	0	0	.000	0	0	.000	0	0	.000	0	0	0	0	0	0	0	0	0	0	0	0
25	Austin Koerperich	0	0	0	0	.000	0	0	.000	0	0	.000	0	0	.000	0	0	0	0	0	0	0	0	0	0	0	0
33	Carter Jones	0	0	0	0	.000	0	0	.000	0	0	.000	0	0	.000	0	0	0	0	0	0	0	0	0	0	0	0
	TEAM	0	0	0	0	.000	0	0	.000	0	0	.000	0	0	.000	0	0	0	0	0	0	0	0	0	0	0	0
	TOTALS	1	60	19	49	.388	17	33	.515	2	16	.125	8	9	.889	11	21	32	4	6	0	0	6	10	0	16	48



Game Summary Comparison

Statistic	McCook Bison	Norton Bluejays
Points	32	48
<i>Field Goals</i>	12 / 35	19 / 49
<i>2 Point</i>	8 / 16	17 / 33
<i>3 Point</i>	4 / 19	2 / 16
<i>Free Throws</i>	4 / 8	8 / 9
Assists	1	4
Rebounds	22	32
<i>Offensive</i>	5	11
<i>Defensive</i>	17	21
Blocks	0	0
Steals	1	6
Deflections	0	0
Turnovers	11	6
Charges Taken	0	0
Personal Fouls	12	10

McCook Bison



Norton Bluejays



McCook Bison Fouls

Period	Clock	Player	Foul
1st Period	7:12	#11 Kyle Geisler	Adjustment (Added)
1st Period	5:39	#2 Zach Schlager	Adjustment (Added)
1st Period	4:20	#5 Easton Gillen	Adjustment (Added)
2nd Period	12:37	#2 Zach Schlager	Adjustment (Added)
2nd Period	7:57	#11 Kyle Geisler	Adjustment (Added)
2nd Period	2:47	#24 Frank Hernandez	Adjustment (Added)
3rd Period	6:25	#2 Zach Schlager	Adjustment (Added)
3rd Period	4:47	#11 Kyle Geisler	Adjustment (Added)
4th Period	12:29	#5 Easton Gillen	Adjustment (Added)
4th Period	7:14	#11 Kyle Geisler	Adjustment (Added)
4th Period	4:50	#11 Kyle Geisler	Adjustment (Added)
4th Period	2:14	#2 Zach Schlager	Adjustment (Added)

Norton Bluejays Fouls

Period	Clock	Player	Foul
1st Period	0:00	#12 Jace Ruder	Adjustment (Added)
2nd Period	5:36	#4 Landon Porter	Adjustment (Added)
2nd Period	3:04	#11 Tyus Henson	Adjustment (Added)
2nd Period	1:26	#10 Koby McEwen	Adjustment (Added)
3rd Period	7:28	#4 Landon Porter	Adjustment (Added)
3rd Period	5:31	#12 Jace Ruder	Adjustment (Added)
3rd Period	5:30	#12 Jace Ruder	Adjustment (Added)
3rd Period	5:27	#12 Jace Ruder	Adjustment (Removed)
4th Period	11:57	#11 Tyus Henson	Adjustment (Added)
4th Period	11:13	#4 Landon Porter	Adjustment (Added)
4th Period	10:10	#5 Will Ellis	Adjustment (Added)
4th Period	3:08	#12 Jace Ruder	Adjustment (Added)