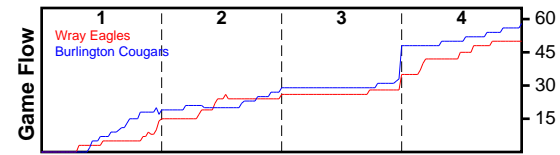


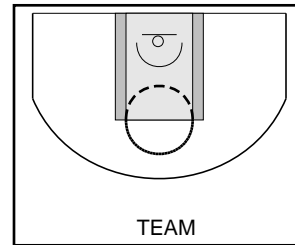
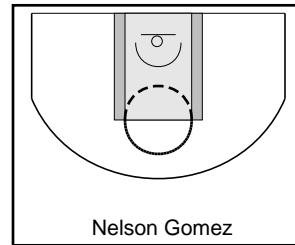
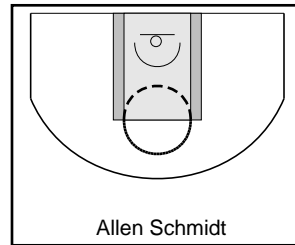
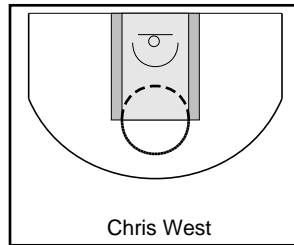
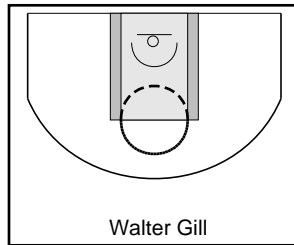
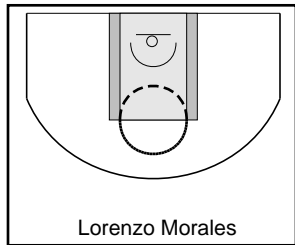
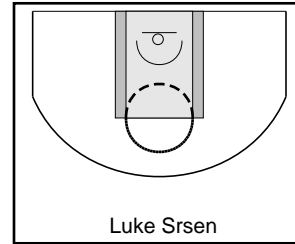
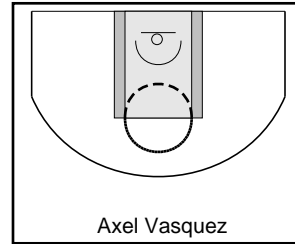
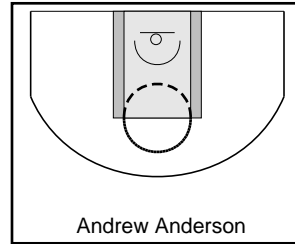
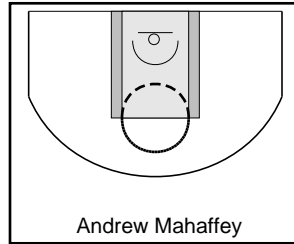
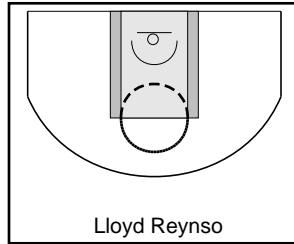
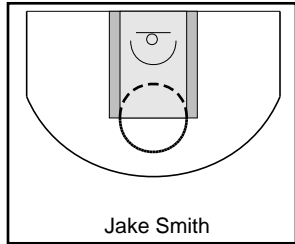
# Wray Eagles

12/9/16 Wray Eagles at Burlington Cougars

	1	2	3	4	T
Wray Eagles	15	11	9	15	50
Burlington	19	10	19	10	58



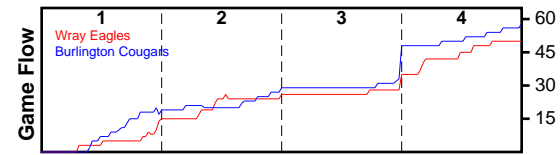
#	Name	G	MIN	FGM	FGA	FG%	2PM	2PA	2P%	3PM	3PA	3P%	FTM	FTA	FT%	OREB	DREB	REB	AST	STL	BLK	DEF	TO	PF	CHG	PM	PTS
2	Jake Smith	1	0	0	3	.000	0	2	.000	0	1	.000	0	0	.000	2	6	8	1	0	0	0	4	3	0	0	0
4	Lloyd Reynso	0	0	0	0	.000	0	0	.000	0	0	.000	0	0	.000	0	0	0	0	0	0	0	0	0	0	0	0
5	Andrew Mahaffey	1	0	0	0	.000	0	0	.000	0	0	.000	0	0	.000	0	0	0	0	0	0	0	3	0	0	0	0
15	Andrew Anderson	1	0	0	5	.000	0	4	.000	0	1	.000	2	3	.667	2	8	10	1	1	0	0	6	4	0	0	2
22	Axel Vasquez	0	0	0	0	.000	0	0	.000	0	0	.000	0	0	.000	0	0	0	0	0	0	0	0	0	0	0	0
24	Luke Srsen	1	0	3	9	.333	2	7	.286	1	2	.500	0	0	.000	4	2	6	0	1	0	0	4	4	0	0	7
25	Lorenzo Morales	0	0	0	0	.000	0	0	.000	0	0	.000	0	0	.000	0	0	0	0	0	0	0	0	0	0	0	0
30	Walter Gill	1	0	9	19	.474	4	5	.800	5	14	.357	1	2	.500	0	0	0	0	2	1	0	6	2	0	0	24
33	Chris West	0	0	0	0	.000	0	0	.000	0	0	.000	0	0	.000	0	0	0	0	0	0	0	0	0	0	0	0
34	Allen Schmidt	0	0	0	0	.000	0	0	.000	0	0	.000	0	0	.000	0	0	0	0	0	0	0	0	0	0	0	0
55	Nelson Gomez	1	0	7	12	.583	7	12	.583	0	0	.000	3	7	.429	4	3	7	0	1	1	0	1	4	0	0	17
	TEAM	0	0	0	0	.000	0	0	.000	0	0	.000	0	0	.000	0	0	0	0	0	0	0	0	0	0	0	0
	<b>TOTALS</b>	<b>1</b>	<b>60</b>	<b>19</b>	<b>48</b>	<b>.396</b>	<b>13</b>	<b>30</b>	<b>.433</b>	<b>6</b>	<b>18</b>	<b>.333</b>	<b>6</b>	<b>12</b>	<b>.500</b>	<b>12</b>	<b>19</b>	<b>31</b>	<b>2</b>	<b>5</b>	<b>2</b>	<b>0</b>	<b>24</b>	<b>17</b>	<b>0</b>	<b>-8</b>	<b>50</b>



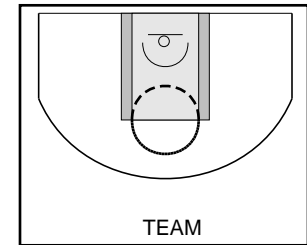
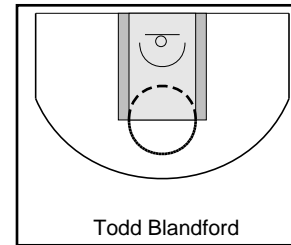
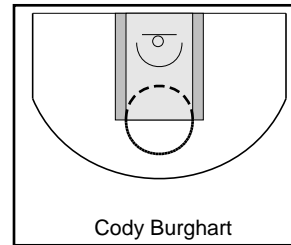
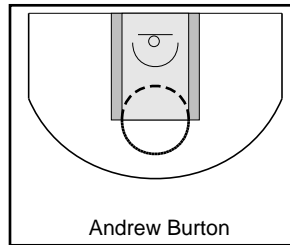
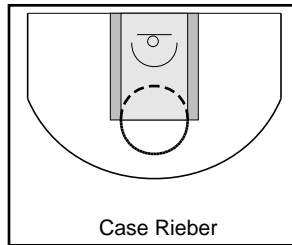
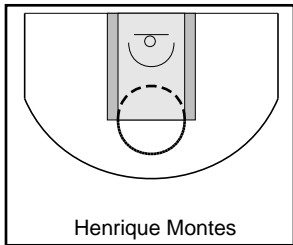
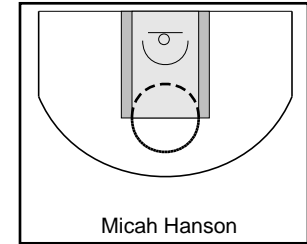
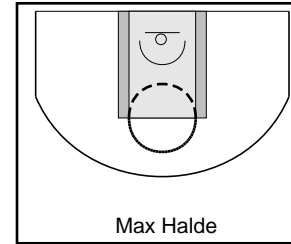
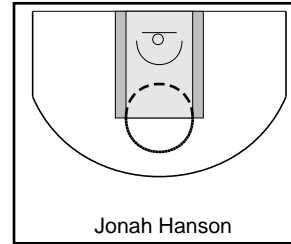
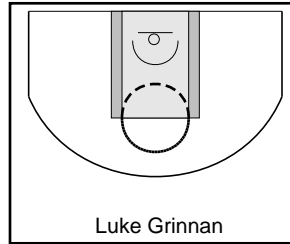
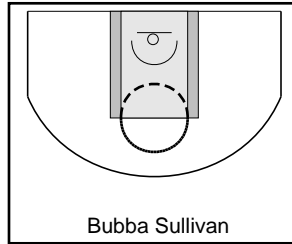
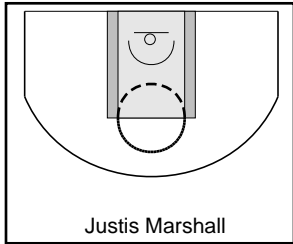
# Burlington Cougars

12/9/16 Wray Eagles at Burlington Cougars

	1	2	3	4	T
Wray Eagles	15	11	9	15	50
Burlington	19	10	19	10	58



#	Name	G	MIN	FGM	FGA	FG%	2PM	2PA	2P%	3PM	3PA	3P%	FTM	FTA	FT%	OREB	DREB	REB	AST	STL	BLK	DEF	TO	PF	CHG	PM	PTS
1	Justis Marshall	1	0	2	4	.500	2	2	1.000	0	2	.000	2	2	1.000	1	1	2	1	2	0	0	1	2	0	0	6
3	Bubba Sullivan	1	0	2	4	.500	1	2	.500	1	2	.500	2	2	1.000	0	3	3	2	3	0	0	2	2	0	0	7
4	Luke Grinnan	1	0	1	5	.200	1	4	.250	0	1	.000	0	4	.000	1	4	5	0	4	0	0	6	2	0	0	2
5	Jonah Hanson	1	0	9	21	.429	7	15	.467	2	6	.333	4	7	.571	2	3	5	0	6	0	0	2	3	0	0	24
11	Max Halde	0	0	0	0	.000	0	0	.000	0	0	.000	0	0	.000	0	0	0	0	0	0	0	0	0	0	0	0
12	Micah Hanson	1	0	0	1	.000	0	1	.000	0	0	.000	0	0	.000	0	0	0	0	0	0	0	0	0	0	0	0
14	Henrique Montes	1	0	0	0	.000	0	0	.000	0	0	.000	0	0	.000	0	0	0	0	0	0	0	0	0	0	0	0
21	Case Rieber	1	0	0	1	.000	0	0	.000	0	1	.000	0	0	.000	0	0	0	0	0	0	0	0	2	0	0	0
23	Andrew Burton	1	0	0	1	.000	0	0	.000	0	1	.000	0	0	.000	0	1	1	0	0	0	0	1	0	0	0	0
34	Cody Burghart	1	0	6	11	.545	6	11	.545	0	0	.000	4	4	1.000	1	2	3	0	1	0	0	2	1	0	0	16
50	Todd Blandford	1	0	1	2	.500	1	2	.500	0	0	.000	1	2	.500	0	0	0	0	0	0	1	1	2	0	0	3
	TEAM	0	0	0	0	.000	0	0	.000	0	0	.000	0	0	.000	0	0	0	0	0	0	0	0	0	0	0	0
	<b>TOTALS</b>	<b>1</b>	<b>60</b>	<b>21</b>	<b>50</b>	<b>.420</b>	<b>18</b>	<b>37</b>	<b>.486</b>	<b>3</b>	<b>13</b>	<b>.231</b>	<b>13</b>	<b>21</b>	<b>.619</b>	<b>5</b>	<b>14</b>	<b>19</b>	<b>3</b>	<b>16</b>	<b>0</b>	<b>1</b>	<b>15</b>	<b>14</b>	<b>0</b>	<b>8</b>	<b>58</b>



## Game Summary Comparison

Statistic	Wray Eagles	Burlington Cougars
Points	50	58
<i>Field Goals</i>	19 / 48	21 / 50
2 Point	13 / 30	18 / 37
3 Point	6 / 18	3 / 13
<i>Free Throws</i>	6 / 12	13 / 21
Assists	2	3
Rebounds	31	19
<i>Offensive</i>	12	5
<i>Defensive</i>	19	14
Blocks	2	0
Steals	5	16
Deflections	0	1
Turnovers	24	15
Charges Taken	0	0
Personal Fouls	17	14

Wray Eagles



Burlington Cougars



## Wray Eagles Fouls

Period	Clock	Player	Foul
1st Period	8:07	#30 Walter Gill	Adjustment (Added)
1st Period	6:32	#24 Luke Srsen	Adjustment (Added)
1st Period	5:22	#15 Andrew Anderson	Adjustment (Added)
1st Period	2:47	#2 Jake Smith	Adjustment (Added)
1st Period	0:00	#15 Andrew Anderson	Adjustment (Added)
1st Period	0:00	#24 Luke Srsen	Adjustment (Added)
2nd Period	12:25	#15 Andrew Anderson	Adjustment (Added)
2nd Period	4:38	#55 Nelson Gomez	Adjustment (Added)
3rd Period	4:42	#55 Nelson Gomez	Adjustment (Added)
3rd Period	0:42	#55 Nelson Gomez	Adjustment (Added)
3rd Period	0:00	#24 Luke Srsen	Adjustment (Added)
3rd Period	0:00	#24 Luke Srsen	Adjustment (Removed)
3rd Period	0:00	#15 Andrew Anderson	Adjustment (Added)
4th Period	9:29	#30 Walter Gill	Adjustment (Added)
4th Period	8:03	#55 Nelson Gomez	Adjustment (Added)
4th Period	0:55	#24 Luke Srsen	Adjustment (Added)
4th Period	0:00	#2 Jake Smith	Adjustment (Added)
4th Period	0:00	#2 Jake Smith	Adjustment (Added)
4th Period	0:00	#24 Luke Srsen	Adjustment (Added)

## Burlington Cougars Fouls

Period	Clock	Player	Foul
1st Period	2:08	#5 Jonah Hanson	Adjustment (Added)
1st Period	0:00	#14 Henrique Montes	Adjustment (Added)
1st Period	0:00	#1 Justis Marshall	Adjustment (Added)
1st Period	0:00	#14 Henrique Montes	Adjustment (Removed)
1st Period	0:00	#21 Case Rieber	Adjustment (Added)
1st Period	0:00	#50 Todd Blandford	Adjustment (Added)
2nd Period	11:15	#50 Todd Blandford	Adjustment (Added)
2nd Period	6:47	#1 Justis Marshall	Adjustment (Added)
2nd Period	0:41	#4 Luke Grinnan	Adjustment (Added)
2nd Period	0:00	#4 Luke Grinnan	Adjustment (Added)
3rd Period	0:00	#3 Bubba Sullivan	Adjustment (Added)
3rd Period	0:00	#5 Jonah Hanson	Adjustment (Added)
4th Period	12:55	#3 Bubba Sullivan	Adjustment (Added)
4th Period	10:13	#21 Case Rieber	Adjustment (Added)
4th Period	2:58	#34 Cody Burghart	Adjustment (Added)
4th Period	1:36	#5 Jonah Hanson	Adjustment (Added)